

## ELECTRIC INJECTION PUMPS

- 115VAC
- 12/24VDC Solar w/ Expert Sizing and Packaging
- Continuous Run, Batch, On/Off Control
- RS 232/485 Control
- Discharge up to 6000 PSI
- Pump up to 1040 Quarts/Day
- HazLoc Options Available

## PNEUMATIC INJECTION PUMPS

- Rates from .75 to 245 Quarts/Day
- Discharge up to 10,500 PSI



## SOLENOID DIAPHRAGM INJECTION PUMPS

- 115VAC
- 12VDC
- Rates from to 120 Quarts/Day
- Discharge up to 250 PSI

## CUSTOM PUMP STANDS & PACKAGING

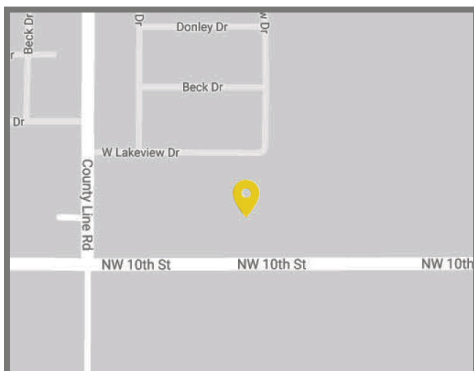
## STAND MOUNTED & SELF-CONTAINED TANKS

## SST PIPE & TUBE FITTINGS

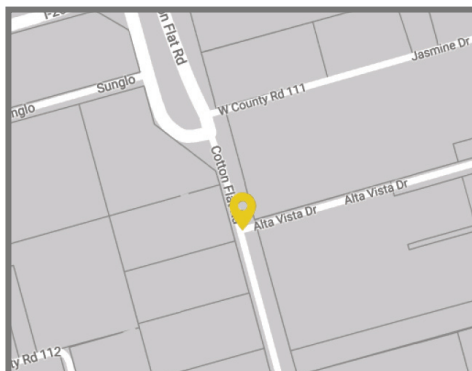
## SST HIGH PRESSURE TUBING & FLEX LINES

## HOOK UP ACCESSORIES

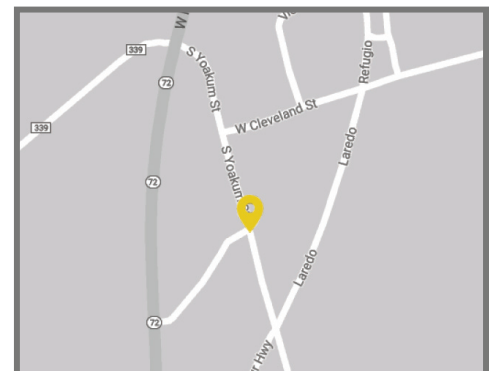
- Inline Checks
- Gas Regulators & Scrubbers
- Needle & Ball Valves
- Tank Manifolds
- Rate Gauges
- Accumulators, Filters & Atomizers
- Quills



8835 NW 10th St. Oklahoma City, OK



2101 Alta Vista Dr. Midland, TX



404 S. Yoakum St. Runge, TX